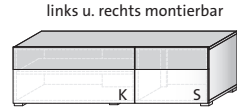


58..

S = Schubkasten  
T = Tür  
K = Klappe

**TV-Elemente**




**Aufsatz**  
für TV-Teil Typ 10




Typ	10	Typ	45	
B-H-T (cm)	136-41-46	B-H-T (cm)	188-26-39	
Korpus/Front/Absetzfarbe+Deckel		58.160.160	Balkeneiche*	
58.276.276	Congo*/Congo*/Balkeneiche*			
58.287.288	Weiß*/Weiß HG*/Balkeneiche*			

**Korpusfarben**

Weiß\*



Congo\*



**Frontfarbe**

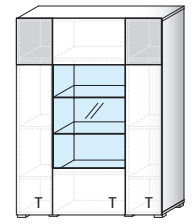
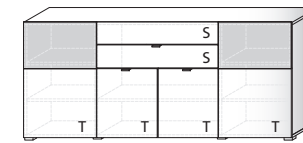
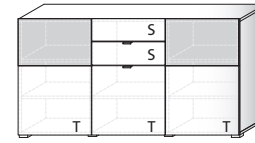
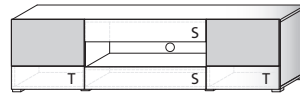
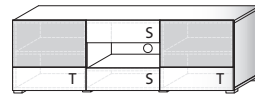
Weiß Hochglanz\*



**TV-Elemente**

**Sideboards**

**Vitrine**



Typ	15	16	20	21	30
B-H-T (cm)	154-51-42	188-51-42	154-83-42	188-83-42	103-141-36
Korpus/Front+Deckel/Absetzfarbe					
58.140.276	Congo*/Congo*/Balkeneiche*				
58.501.288	Weiß*/Weiß HG*/Balkeneiche*				

**Absetzfarbe**

Balkeneiche\*



